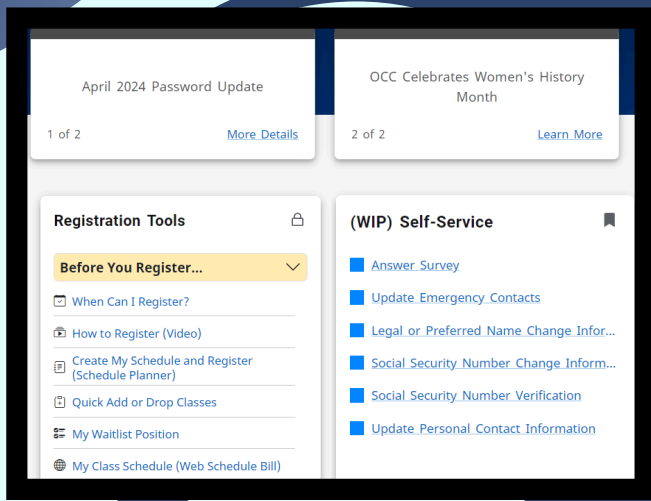


CHECK OUT THE NEW MyCoast PORTAL!



A Modern & Personalized MyCoast Experience



The MyCoast Dashboard: Make It Your Own

Customizing MyCoast is a breeze! Expand your Dashboard's personalization by:

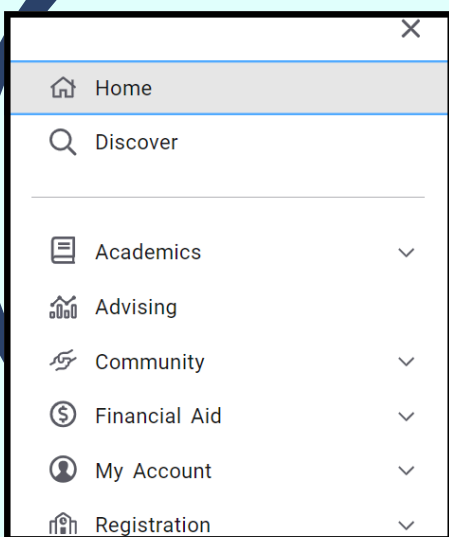
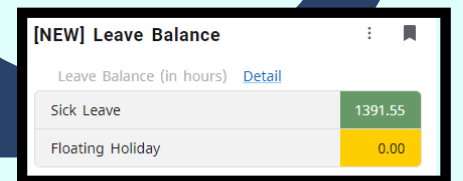
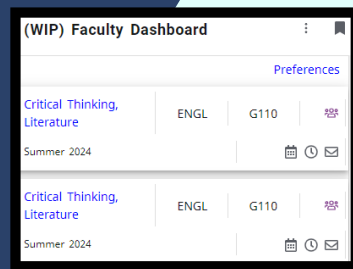
- Adding new **cards** using keyword searches within the **"Discover More"** section.
- Getting access to important information, announcements and academic resources in one place.
- Customizing card placement, visibility, ease of access all to craft a tailored experience enhanced with real-time data.

DISCOVER MORE

What Are Cards?

Cards are the way MyCoast delivers content and provides information. Webpages and live data are linked inside the context cards. Here are a few card options you might consider depending on your role:

- **Students:** Registration Tools, Canvas, etc.
- **Faculty:** Faculty Dashboard Information, Employee Self-Service, etc.
- **Employees:** Leave Balance, Banner, etc.

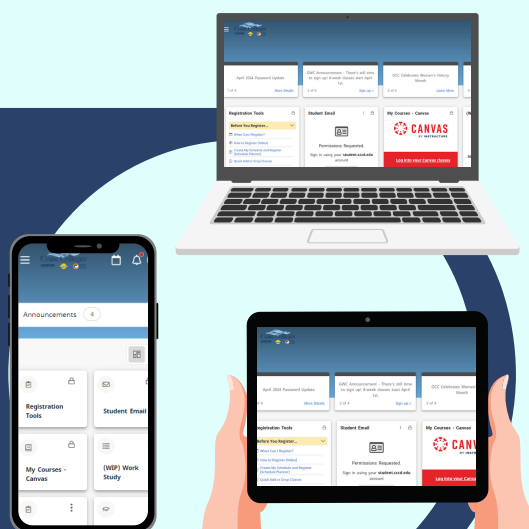


Navigate To Your Resources Using The Drop-Down Hamburger Menu: ≡

Access your resources effortlessly by using the drop-down Hamburger Menu. The resources that appear in the menu are based on your role: Student, Faculty, or Employee. You can also view your personal details and role or order parking permits by selecting **"My Account"**.

Easily Access MyCoast From Any Computer Or Device

Your MyCoast dashboard is responsive on any device, delivering a seamlessly integrated experience. Your MyCoast dashboard can be accessed on your device's browser by visiting [MyCoast.cccd.edu](https://mycoast.cccd.edu).



INFORMATION TECHNOLOGY SERVICES

SERVICE HOURS: MON - THU | 8 AM - 5 PM

FRIDAY | 8 AM - 4 PM

EMAIL: ITSERVICEDESK@CCCD.EDU

PHONE: (714) 438-8111

